
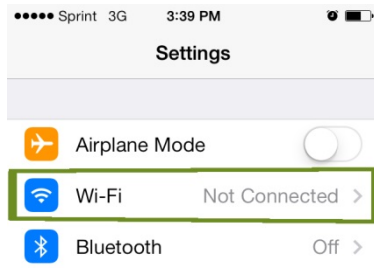


802.1x WiFi Configuration for iOS:

1. Click on the "Settings" icon



2. Click "Wi-Fi"

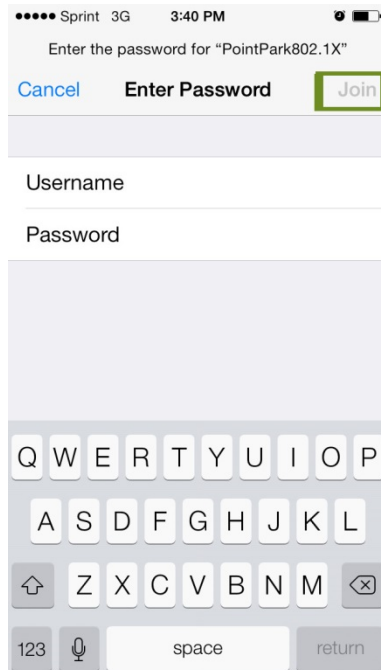


3. Select "PointPark802.1X" from the network list.

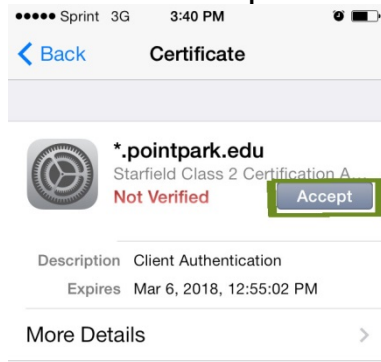


POINT PARK UNIVERSITY

4. Enter your Point Park username and password into their boxes and click "Join".



5. Click "Accept"



You should now see "PointPark802.1X" with a check mark next to its name on your screen. If you see this, you have correctly connected to the Point Park wifi

